



Medium Voltage

CAMSV

Contrax straight-through joint with pre-molded joint body and mechanical connector, available with cold shrinkable or heat shrinkable outer protection

Systems For Professionals


CELLPACK
Electrical Products

a BBC GROUP company

Simplified installation and guaranteed reliability

Easy to install and fail-safe, those two characteristics distinguish the CAMSV straight-through joint from other solutions. In accordance with Cellpack's proven Contrax technology, a single-piece, slip-on insulating body integrates all major components. This simplifies greatly the assembly, thus minimizing installation errors. Through the compact, simplified design installers and network operators benefit from high reliability and reduced installation costs.

Main components



Product advantages

- very simple and fault-tolerant installation
- few system components (no extra stress control elements)
- compact construction and reduced working length
- no special tool needed
- parking position possible without stripping the cable sheath
- wide cross section range 95-300 mm² for Al and Cu conductors thanks to the specially designed mechanical connector (included)
- individually tested
- outer protection system of heat shrink or pre-expanded cold shrink tube
- made in Germany

Application and suitability

- for medium voltage
U₀/U (U_m) 6/10 (12) kV -12.7/22 (24) kV
- for 1- and 3-core polymeric-insulated cables (PVC, PE, XLPE, EPR)
- universally applicable (wire or metallic tape based screen connection) system through the included copper braid tube and roll spring elements
- suitable for connection of cables with different cross sections and materials and applicable for any conductive layer (removable or strippable)
- type tested according to CENELEC HD 629.1 (DIN VDE 0278, part 629-1)
- applicable for indoor, outdoor, underground, water, installation ducts, ductwork



Outer protection options

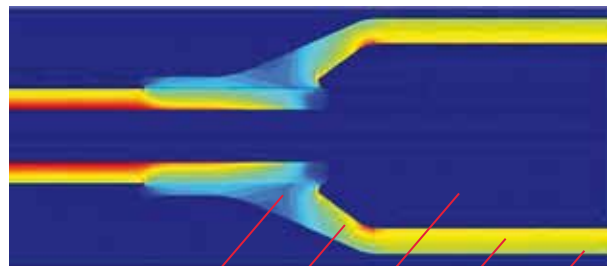
One system – two versions. Depending on the application the Contrax CAMSV straight-through joint is available with a cold shrinkable or a heat shrinkable outer protection system.



Awarded Excellence

The CAMSV joint embodies the long-standing experience of Cellpack and the specialization in high voltage of the Zittau / Görlitz University. The cooperatively developed joint has been officially recognized as a modern and qualitative connection system and was a winner of the Scientific-Transfer Prize of the Lausitz Economic Initiative.

✓ economical + ✓ easy to install



geometr. stress control
inner conductive layer
Faraday cage
main insulation
outer conductive layer

The special shape of the joint-body implements the geometrical control principle, which regulates the electrical field. The inner conductive layer forms a Faraday cage in the connector area and makes the use of further components unnecessary.

The pre-molded joint-body

The core of the Contrax CAMSV straight-through joint is the silicone pre-molded body with a high dielectrical strength. The inner conductive layer, which serves as a Faraday cage in the connector area, the main insulation layer as also the outer conductive layer are being produced in a controlled injection process. Extended quality controls and individual high voltage tests ensure a high operational reliability. The pre-installed applicator facilitates the optimal positioning of the body during the installation. Thus the joint-body encloses the connector completely. Thanks to its specially designed and perfect adjusted shape the body slips automatically into the correct position over the connector. This is a key feature for avoiding installation faults.

The customized connector

The supplied mechanical connector was developed specifically for this joint. It is constructed from a tinned aluminum alloy and therefore suitable for Cu and Al conductors.



Chamfered and rounded ends ensure an easy, damage-free slipping of the body



A constant tightening force and an optimized screw design avoid any sharp edges



Internal grooves and an offset arrangement of the screws ensure an optimum adhesion of the conductor




Removable inlays provide a big application range of 95-300 mm² whereby an integrated separator makes possible the connection of conductors of different materials



Installation steps (abstract)



Prepare the cable



Check with the 1:1 template



Position the components



Fasten the screws



Slip on the joint body



Remove the applicator



Connect the braid tube



Apply the cold shrinkable tube



Apply the heat shrinkable tube

Type	L mm	Number of conductors	Nominal cross section mm ²			Art.-No.	
			12 kV	17.5 kV	24 kV		
Straight through joint with cold shrinkable tube							
CAMSV-C 24kV	95-300	600	1	150 - 300	120 - 300	95 - 300	354998
Straight through joint with heat shrinkable tube							
CAMSV-S 24kV	95-300	650	1	150 - 300	120 - 300	95 - 300	354999
CAMSV-3S 24kV	95-300	1230	3	150 - 300	120 - 300	95 - 300	355017

Cellpack GmbH | Electrical Products
 Carl-Zeiss-Straße 20 | 79761 Waldshut-Tiengen | Germany
 Tel. +49 7741 6007-0 | Fax +49 7741 64989
 electrical.products@cellpack.com

Cellpack AG | Electrical Products
 Anglikerstrasse 99 | 5612 Villmergen | Switzerland
 Tel. +41 56 6181 818 | Fax +41 56 6181 245
 EPSalesExport@cellpack.com



Further information
 on our products:
electricalproducts.cellpack.com

www.cellpack.com

CELLPACK
 Electrical Products